




ZX



Mixer Extruder Range

Tough mixing and extruding at its best




The ZX sigma mixer extruder offers unparalleled shear forces combined with seamless product extrusion for efficient transition to the next stage of production. Constructed entirely from stainless steel, with optional 316 grade stainless steel for product contact parts, tailored finishes including polishing, bead blasting, or mill finish are available. Special hardened steels, coatings, and finishes cater to high-wear applications, with customisable die plate arrangements for pelletising, drying, or pure extrusion based on your product needs.

Discover the versatility of Winkworth's mixer extruders, meticulously crafted to excel in kneading viscous substances and even the most challenging doughs with precision. While primarily tailored for batch mixing, these mixers seamlessly transition into semi continuous operation when needed. As the extruder screw rotates, it enhances the mixing, folding, and kneading stages, ensuring optimal consistency. Upon completion, a simple reversal of the screw directs the product away from the blades, facilitating smooth extrusion through a nozzle or die plate.


Key Features

- W** The twin Z blade design makes the kneading and folding action highly efficient
- W** Screw extrusion provides controlled discharge and easier product handling
- W** Full **stainless steel** construction throughout
- W** Split gland and housings for ease of shaft seal maintenance
- W** All models conform to the “**CE Mark**” European Directives and the “**UKCA**” marking requirements
- W** Carefully engineered blade clearance
- W** Special lid designs to suit process needs
- W** Energy efficient drives with independent inverter speed control




Serrated Blades


Masticator Blades



Z Blades



Dispersion Blades



Popular Applications



Medical Adhesive



CIM Feedstock



Dental Products



MIM Feedstock



Sticky Mastics



Soft Candy



Rubber



Silicone Rubber



Putty / Dough



Ceramics




Collagen Protein



Ostomy Adhesive



n Blades



Wing Blades

Naben Blades



Z Wear Blades

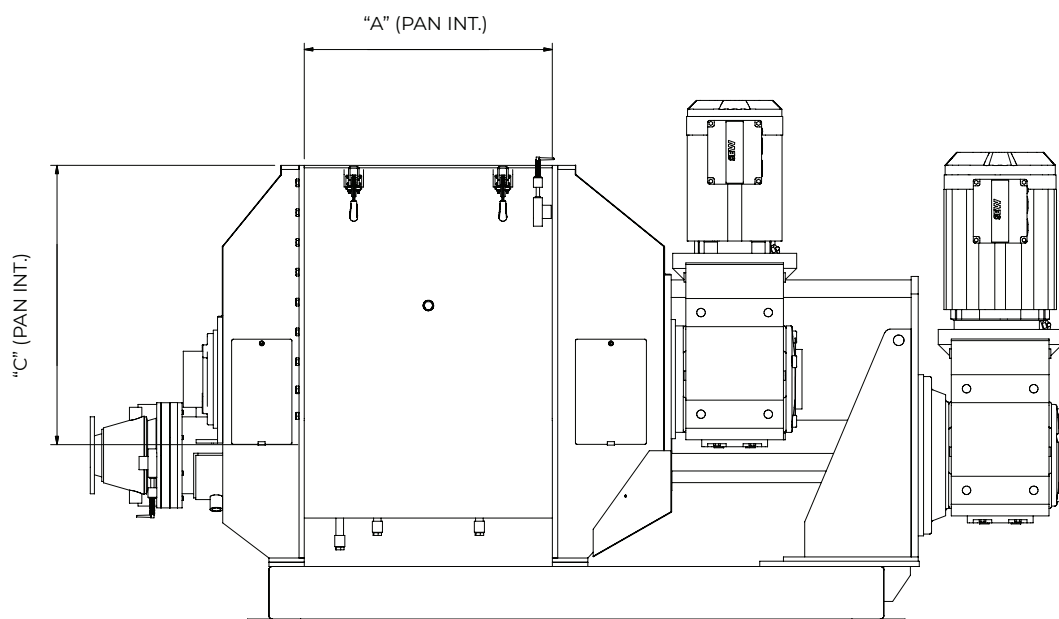
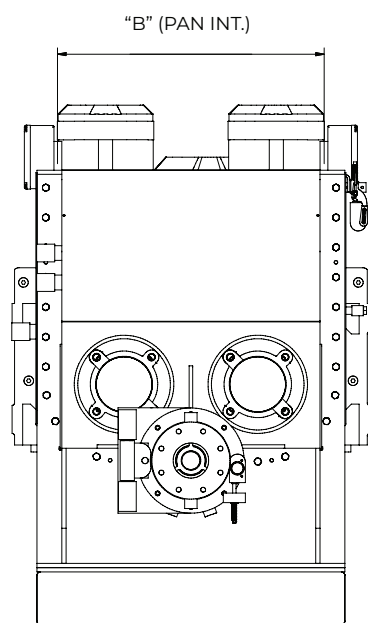
Features / Specifications

Winkworth tailors each ZX sigma mixer extruder to your unique requirements. The accompanying choice chart, which applies to our entire ZX series with working volumes ranging from 2 to 1800 litres, is a guide to help you develop the specifications for your machine.

	Standard	Optional
Full stainless steel construction throughout	✓	
Twin Z-sigma blades and extrusion screw at the base of the mixing chamber	✓	
Split gland housings for easy seal maintenance	✓	
Fully welded construction	✓	
Choice of blade arrangements (<i>bakery, commercial or combined</i>)	✓	
HMI control panel to allow easy operation		○
Easy clean end-plate and blade retraction (2-75L)		○
Custom blade designs including cored blades for heating or cooling		○
Integrated rigid lid for automation of in feeds		○
Pelletising devices for shaped product formation		○
Heating and cooling jacket (<i>water, steam or oil</i>)		○
Heavy duty models for stiffer products		○
Vacuum models for drying or de-aerating of the product		○
ATEX certified models		○
Variable speed drive/s		○
Liquid additions / features		○
Hardened steel, or high-grade stainless-steel contact parts <i>Custom steels and finishes with replaceable wear strips on blades and pan liners are available for more abrasive mixes</i>		○

Standard Range

Model	Approx. Capacity (Litres)		Trough Dimensions (mm)		
	Working	Total	Length (A)	Width (B)	Depth (C)
ZX2	2	5	132	196	150
ZX7	7	13	258	251	203
ZX10	10	20	280	275	240
ZX20	20	32	355	360	310
ZX75	75	130	530	526	457
Known as the Laboratory ZX Blade range and is perfect for mixing, kneading and blending materials as part of the research and development process					
ZX200	200	390	740	786	714
ZX500	500	778	1090	956	735
ZX850	850	1458	1350	1194	900
ZX1450	1450	2480	1283	1600	1295
ZX1800	1800	3620	1600	1600	1500
Larger Models - Available on Request					



Gallery



Lab ZX2



Lab ZX2



Lab ZX7




Lab ZX7



ZX10 blade removal



ZX10



ZX75 with masticator blades and extruder screw



ZX75 on site installation


At Winkworth Machinery, we take pride in our commitment to creating exceptional, bespoke products tailored to your individual preferences. Every piece we craft is as unique as you are, and as such, we would like to make it clear that the images you see in this brochure are for representation purposes only.



ZX200 retractable drives



ZX200 with wing blades




ZX200 discharge nozzle



Z500




Screw extraction trolley



ZX500 discharge nozzle



ZX850 loading and dispatch



ZX850 with discharge mesh



Services

W Design and Manufacture

W Delivery, Installation and Commissioning

W Mixing Test Centre and Mixer Hire

W Technical Support, Servicing and Repairs

Ready to turn your vision into reality? Contact us today to discuss your bespoke project.

mixer.co.uk | info@mixer.co.uk | +44 (0)1256 305600

Winkworth Machinery Ltd

Mixer House | Stroudley Road | Basingstoke | RG24 8FW | UK